Колона/Column C1

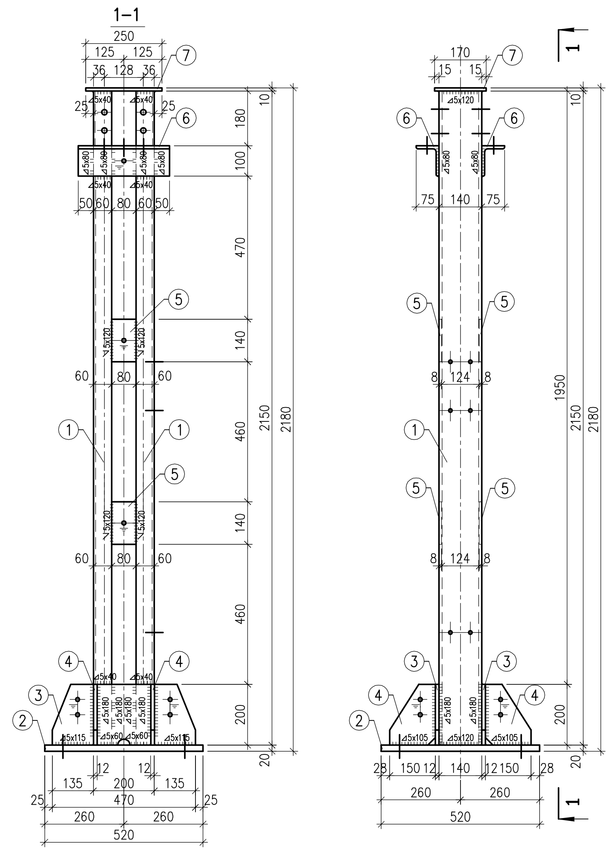

ПОЗИЦИЯ 1 –UPN 140
POSITION 1 –UPN 140

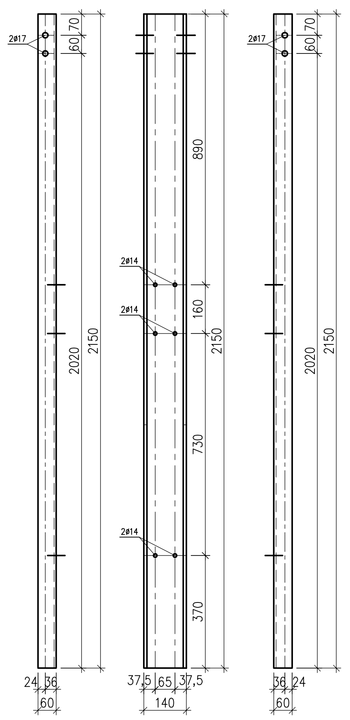

ПОЗИЦИЯ 2 – ф20
POSITION 2 – ф 20

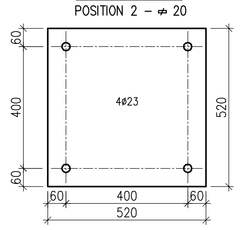

ПОЗИЦИЯ 3 – ф12
POSITION 3 – ф 12

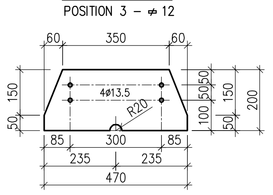

ПОЗИЦИЯ 4 – ф12
POSITION 4 – ф12

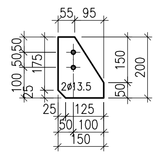

ПОЗИЦИЯ 5 – ф8
POSITION 5 – ф8

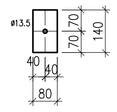

ПОЗИЦИЯ 6 – L100.75.10
POSITION 6 – L100.75.10

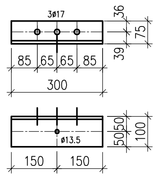

Греда/Beam B1

ПОЗИЦИЯ/POSITION 8 – UPN 160

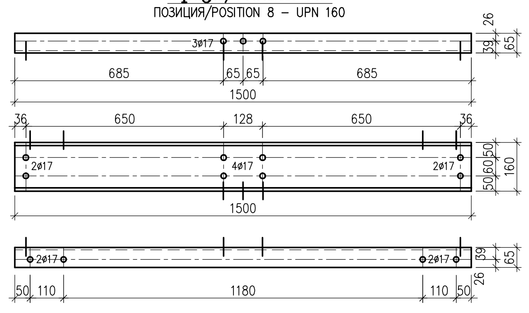

Греда/Beam B2

3–3

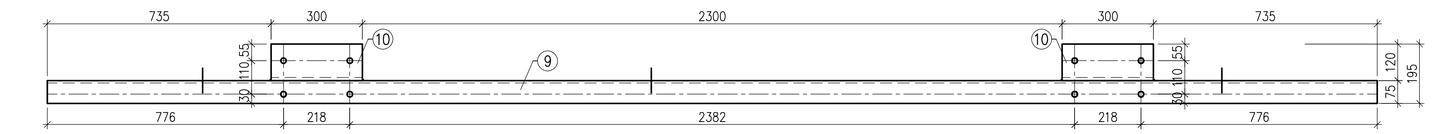

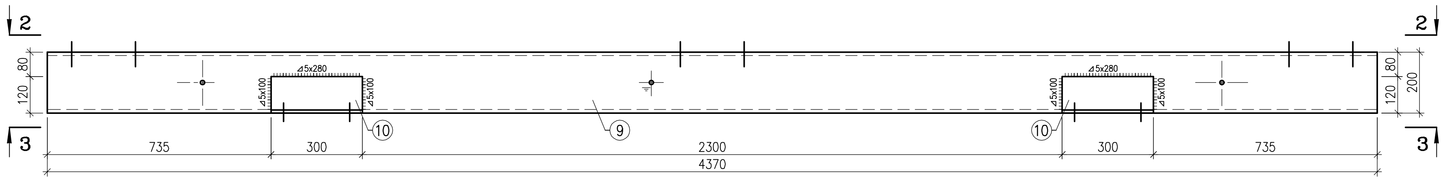

2–2

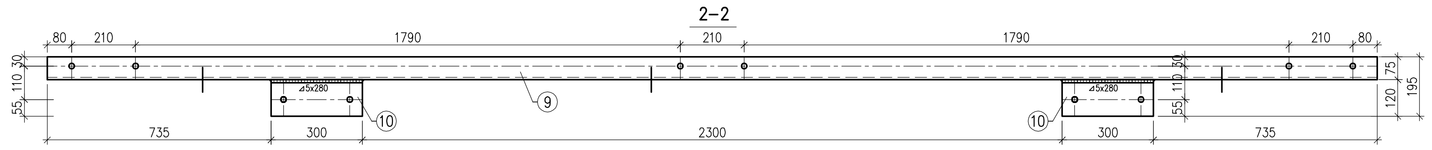

ПОЗИЦИЯ / POSITION 9 – UPN 200

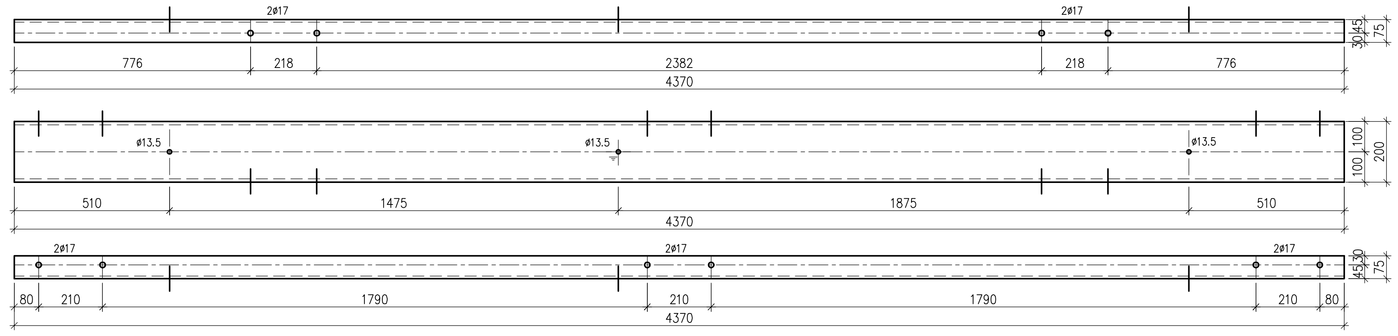

ПОЗИЦИЯ 10
L120.120.10

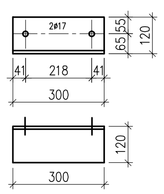

СЕ 1
ПОЗИЦИЯ 16 – UPN 140
POSITION 16 – UPN 140

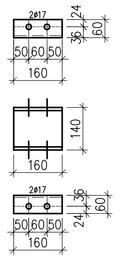

Греда/Beam B3

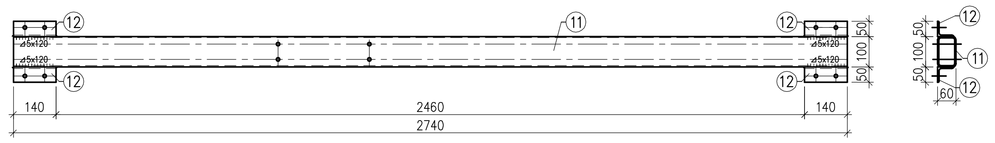

ПОЗИЦИЯ 12
L50.50.5

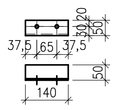

ПОЗИЦИЯ / POSITION 11 – ▭100.60.4

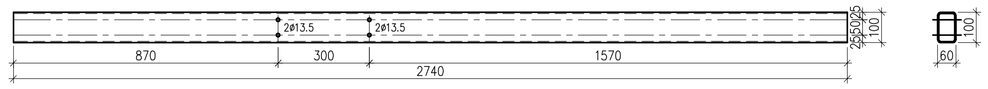

Греда/Beam B4

ПОЗИЦИЯ / POSITION 13 – L60.60.5

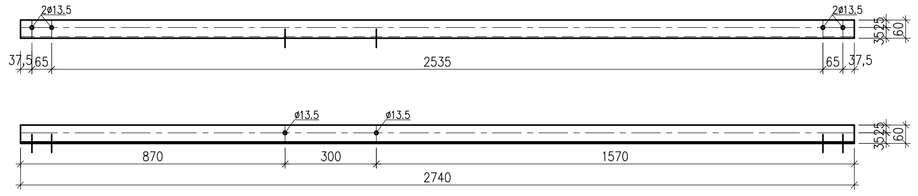

Греда/Beam B5

ПОЗИЦИЯ / POSITION 14 – L60.60.5

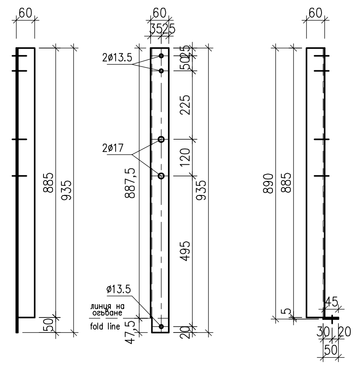

Греда/Beam B6

ПОЗИЦИЯ / POSITION 15 – L60.60.5

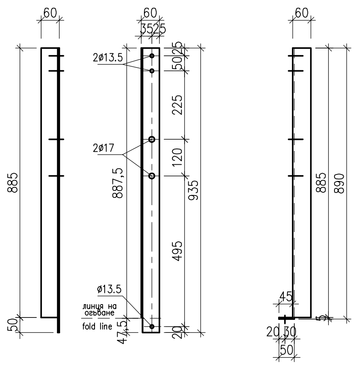

CE1		Total/Всичко за 1 елемент				2.56			
	16	UPN 140	160	1	2.56	2.56	S235JRG2		с. отвори with holes
B6		Total/Всичко за 1 греда				4.28			
	15	L 60.60.5	935	1	4.28	4.28	S235JRG2	БДС EN 10056–1	с. отвори with holes
B5		Total/Всичко за 1 греда				4.28			
	14	L 60.60.5	935	1	4.28	4.28	S235JRG2	БДС EN 10056–1	с. отвори with holes
B4		Total/Всичко за 1 греда				12.53			
	13	L 60.60.5	2740	1	12.53	12.53	S235JRG2	БДС EN 10056–1	с. отвори with holes
B3		Total/Всичко за 1 греда				29.20			
	2% electrodes/електроди E 42 5B 42 H5					0.58			
	12	L 50.50.5	140	4	0.53	2.12	S235JRG2	БДС EN 10056–1	с. отвори with holes
	11	▭100x60x4	2740	1	26.50	26.50	S235JRG2	БДС EN10029–2	с. отвори with holes
B2		Total/Всичко за 1 греда				123.91			
	2% electrodes/електроди E 42 5B 42 H5					2.43		EN ISO 2560	
	10	L 120.120.10	300	2	5.46	10.92	S235JRG2	БДС EN 10056–1	с. отвори with holes
	9	UPN 200	4370	1	110.56	110.56	S235JRG2	EN 10025	с. отвори with holes
B1		Total/Всичко за 1 греда				28.35			
	8	UPN 160	1500	1	28.35	28.35	S235JRG2	EN 10025	с. отвори with holes
C1		Total/Всичко за 1 колона				157.37			
	2% electrodes/електроди E 42 5B 42 H5					3.09		EN ISO 2560	
	7	ф 10x170	250	1	3.34	3.34	S235JRG2	БДС EN 10051	—
	6	L 100.75.10	300	2	3.90	7.80	S235JRG2	БДС EN 10056–1	с. отвори with hole
	5	ф 8x80	140	4	0.71	2.84	S235JRG2	БДС EN 10051	— with hole
	4	ф 12x150	200	4	2.83	11.32	S235JRG2	БДС EN 10051	to be cut/изрязва се with holes/с. отвори
	3	ф 12x200	470	2	8.86	17.72	S235JRG2	БДС EN 10051	to be cut/изрязва се with holes/с. отвори
	2	ф 20x520	520	1	42.46	42.46	S355JRG2	БДС EN 10051	с. отвори with holes
	1	UPN 140	2150	2	34.40	68.80	S235JRG2	EN 10025	с. отвори with holes
element/елемент position/позиция	No/№	profile/профил	length/дължина mm	pcs/бр.	single/за 1бр.	total/общо weight – kg/маса – kg	steel/стоманена	standard/стандарт	note/забележка

СЪГЛАСУВАЛИ		
Част	Име	Подпис
Телекомуника (Първична комутация)	инж. Пловдив	
Телекомуника (Вторична комутация)	инж. Гълъбова	
Геодезия	инж. Божинов	
ПБЗ	инж. Годорова	
Пожарна безопасност	инж. Годорова	
Възложител		

EL-TEST

Клиент: "ЕВН България Електроразпределение" ЕАД
Customer: EVN Bulgaria
Ръководител проект: –
Project Manager: –

Договор No.: Contract No.: 4505/2017
Съгласил: –
Checked: –

Раздел: A3
Section:
Том: 1
Part:

Обект: Подстанция 110/20kV "Лаута", гр.Пловдив
Object: Substation 110/20kV "Lauta", Plovdiv
Подобект: Ново изводно поле в ОРУ 110kV
Subobject: New outgoing feeder 110kV

Ред Rev.	Забележка Remarks	Дата Date	Име Name
–	–	–	–

Date	06.2019	
Drawn	Koleva	
Designer	Koleva	
Approved	Todorova	
Формат: Format:	A0	
Фаза: Phase:	работен проект detailed design	
Мащаб: Scale:	1:10	

Стоманена конструкция за разединителя без заземителен нож – Елементи
Steel structure for disconnector without earthing knife – Elements

No. 017.02

Част: Part: Строително–конструктивна Civil work

Име на файла: Filename: 463 03W 017 02 0 – F

Sheet 2 / 2

D:T:20190614\1341-2 \\SERVER_21-46 Projects\46project\463\03\REVISION F\463 03W 017 02 0 – F.dwg